



# My Visit to The Andrew Jackson Cottage and US Rangers Museum

Pre-Visit Guide Series

[www.midandeastantrim.gov.uk](http://www.midandeastantrim.gov.uk)



**Mid & East  
Antrim**  
Borough Council

# Contents

Page Title	Page Number
Welcome to the Andrew Jackson Cottage and US Rangers Museum	4
Getting Here	5
Arriving Here	6
Finding Your Way Around	8
<b>The Andrew Jackson Cottage</b>	9
<b>The US Rangers Museum</b>	13
Opening Hours	17
Useful Information	18



# Welcome

The background of the page is a photograph of a building. The top portion shows a dark, textured thatched roof. Below the roof is a horizontal band of grey material, possibly a window or a different wall section. The lower half of the image is a light-colored, stucco-textured wall. On the right side, a portion of a red door is visible.



# Welcome to The Andrew Jackson Cottage and US Rangers Museum

Everyone feels different when visiting a place for the first time or trying something new. There are different sounds and smells, and you may not know what to expect. This guide will help you get ready for your trip.

It will:

- Tell you how to get to and enter the Andrew Jackson Cottage.
- Introduce you to some of the people who work here.
- Explain how to find your way around.
- Show you some of the things that you can do when you visit.

Here is a member of staff whom you might meet on your visit. He is our Autism Champion. You can ask him (or any of the other staff in this uniform) for help while you are with us. We are here to help.



# Getting Here

The Andrew Jackson Cottage and US Rangers Museum is just outside Carrickfergus. It is just off the A2 Larne Road, 1.2 miles from Carrick Castle heading towards Larne.

If travelling by car, there is a free car park on-site.

You can also get to the museum by bus, walking the short distance from the bus stop to the museum.

If taking the train, get off at Downshire Train Station and then the museum is just a short walk from there.



# Arriving Here

## Car Park

This is the on-site car park where you can park your car for free whilst you are visiting us.



## Noise

There is a train station just a short distance away and the train line runs very close to the cottage. It can be quite noisy when the train passes.






# Arriving Here

## Main Entrance


This is the entrance that will take you into the Andrew Jackson Cottage. The door is not very tall so you will need to mind your head.

Sometimes there can be other groups already here when you arrive. The cottage was built around 1750 so is very different from a normal building today.



# Finding Your Way Around

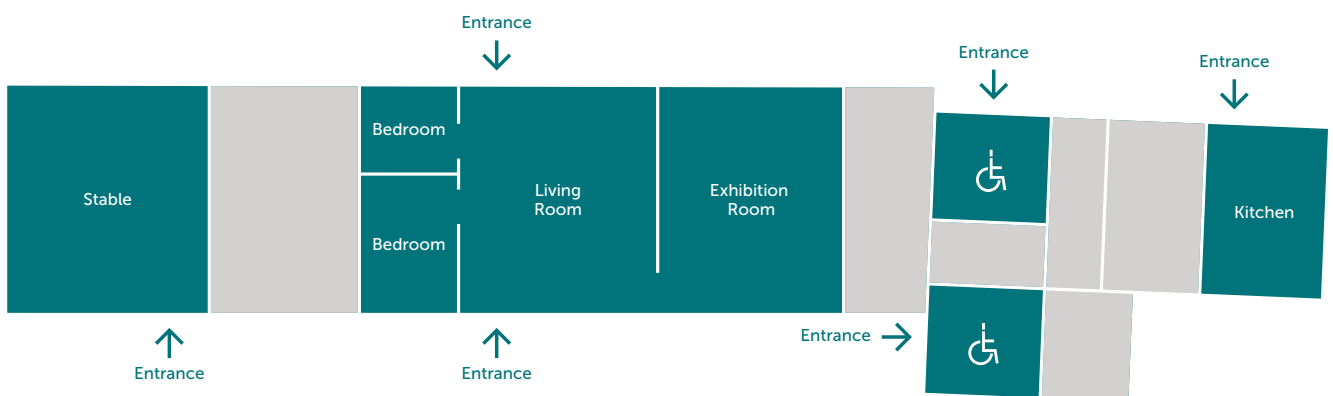
The cottage and museum are both one storey buildings.



## US Rangers Museum

- Exhibition

↑  
Entrance



Please note: The US Rangers Museum is shown above for reference only and is not necessarily drawn to scale.



# Finding Your Way Around The Cottage

In this area there is a kitchen display decorated with a dresser, sponge wear crockery, iron pots and griddles.

There is also an open fire. Sometimes there are cooking displays and it can be noisy and have strong cooking smells.





## Finding Your Way Around The Cottage

### Bedrooms

To the left of the entrance door are two bedrooms set up as they would have been in 1765.





## Finding Your Way Around The Cottage

### Exhibition Gallery

On the right-hand side is an exhibition gallery which tells the story of the Jacksons and Andrew Jackson, the 7th President of the United States, who was born in the nearby area in 1767. The exhibit showcases his life, career, and the strong links between this humble home in Boneybefore and the White House. There is a TV on the wall which has video and sound playing sometimes.





## Finding Your Way Around The Cottage

### Toilet Facilities

Toilets can be found to the left of the back door of the cottage.

### Garden & Picnic Area

If you leave through the back door of the cottage, this will lead you into a garden where there are picnic benches.





# Finding Your Way Around The US Rangers Museum

If you go out through the back entrance of the Andrew Jackson Cottage, you will see to your left a barn with a red door. This is the US Rangers Museum.





# Finding Your Way Around The US Rangers Museum

## The Exhibits

This is a museum honouring the elite American Army unit that was first activated in Carrickfergus in 1942.

You will see documents, uniforms, photographs, and other artefacts that show the Rangers training and combat during World War II.





## Finding Your Way Around The US Rangers Museum

### Mannequins in Uniform

At the back of the room there are a number of mannequins displaying the US Rangers uniforms.





# Finding Your Way Around The US Rangers Museum

## Screen and Listening Posts

Near the front of the museum is a screen and listening posts with head phones to explain a bit more about the US Rangers.





# Opening Hours

## Opening Hours\*

Monday	Closed
Tuesday	Closed
Wednesday	11am-3pm
Thursday	11am-3pm
Friday	11am-3pm
Saturday	11am-3pm
Sunday	11am-3pm

*\*Please note that days and times are subject to change. Please check with the Visitor Information Centre before leaving your home.*

## Tours

Tours can be arranged outside opening hours by contacting the Visitor Information Centre.

## Contact Details

2 Boneybefore  
Carrickfergus  
BT38 7EG

Tel: 028 9335 8222

[visitorinfo@midandeastantrim.gov.uk](mailto:visitorinfo@midandeastantrim.gov.uk)





# Useful Information

We are committed to welcoming everyone to Mid and East Antrim Borough Council's facilities.

As well as producing this guide, we have signage in place around the building to help people with a range of needs find their way around.

## Accessible Tours

We also run accessible tours for individuals with additional needs or disabilities, and for those who would prefer a quieter time to enjoy the cottage and museum. For more details, please ask a member of staff.

## Fire alarms

If a fire alarm sounds, please make your way to the nearest fire exit. Staff will be there to help you.





## Useful Information

Thank you for reading our guide. We are looking forward to seeing you soon.

All staff will be able to assist you while in the building, or using any of the facilities if required.

We hope this guide helps you to prepare for your visit, find your way around whilst here, and makes it easier for you to enjoy your time with us.

### If You Have Questions

Should you have any questions about any part of our facilities, or your experience whilst visiting the Andrew Jackson Cottage and US Rangers Museum, please ask to speak to either our tour guide or one of the Autism Champions.

### Suggestions and Feedback

If you have any suggestions for improvement, again please ask to speak to the Heritage Officer or one of the Autism Champions.





**Mid & East  
Antrim**  
Borough Council

**Andrew Jackson Cottage  
and US Rangers Museum**

2 Boneybefore  
Carrickfergus  
BT38 7EG

Tel: 028 9335 8222  
[visitorinfo@midandeastantrim.gov.uk](mailto:visitorinfo@midandeastantrim.gov.uk)

[www.midandeastantrim.gov.uk](http://www.midandeastantrim.gov.uk)